






# CHOSEN MODEL MANAGEMENT FRANCIS DIAZ

HEIGHT: 6'1.5" HAIR: DARK BROWN EYES: BLUE-GREEN SUIT: 38" LENGTH: L SHIRT: 14.5" SLEEVE: 36" WAIST: 32" INSEAM: 32" SHOE: 11





CHOSEN MODEL MANAGEMENT  
**FRANCIS DIAZ**

HEIGHT: 6'1.5" HAIR: DARK BROWN EYES: BLUE-GREEN SUIT: 38" LENGTH: L SHIRT: 14.5" SLEEVE: 36" WAIST: 32" INSEAM: 32" SHOE: 11

