







CHOSEN MODEL MANAGEMENT FRANKIE C.





HEIGHT: 6'2" HAIR: BROWN EYES: BROWN SUIT: 40" LENGTH: L SHIRT: 15.5" SLEEVE: 35" WAIST: 31" INSEAM: 34" SHOE: 12





CHOSEN MODEL MANAGEMENT FRANKIE C.

HEIGHT: 6'2" HAIR: BROWN EYES: BROWN SUIT: 40" LENGTH: L SHIRT: 15.5" SLEEVE: 35" WAIST: 31" INSEAM: 34" SHOE: 12





CHOSEN MODEL MANAGEMENT
FRANKIE C.

HEIGHT: 6'2" HAIR: BROWN EYES: BROWN SUIT: 40" LENGTH: L SHIRT: 15.5" SLEEVE: 35" WAIST: 31" INSEAM: 34" SHOE: 12

