







# CHOSEN MODEL MANAGEMENT MARK STEVENS

HEIGHT: 6'1" HAIR: SALT & PEPPER EYES: BLUE SUIT: 42" LENGTH: L SHIRT: 16" SLEEVE: 35" WAIST: 33" INSEAM: 33" SHOE: 11





# CHOSEN MODEL MANAGEMENT MARK STEVENS

HEIGHT: 6'1" HAIR: SALT & PEPPER EYES: BLUE SUIT: 42" LENGTH: L SHIRT: 16" SLEEVE: 35" WAIST: 33" INSEAM: 33" SHOE: 11

